



# State of New Jersey Red-Light Safety Camera Program

An Analysis of New Jersey  
Red-Light Safety Camera Programs

April 2013



☰ American Traffic Solutions  
1330 West Southern Avenue  
Tempe, Arizona 85282

☎ 480.443.7000

☎ 480.607.0901

🌐 [www.atsol.com](http://www.atsol.com)

🌐 [www.RoadSafetyCameras.com](http://www.RoadSafetyCameras.com)



## TABLE OF CONTENTS

<b>1. SUMMARY .....</b>	<b>1</b>
1.1 <i>PROGRAM OVERVIEW .....</i>	<i>1</i>
1.1.1 <i>WHEN IS RED-LIGHT RUNNING HAPPENING? .....</i>	<i>1</i>
1.1.2 <i>WHO IS RUNNING THE RED LIGHT? .....</i>	<i>1</i>
1.1.3 <i>PUBLIC SAFETY BENEFIT .....</i>	<i>1</i>
<b>2. VIOLATIONS OVERVIEW.....</b>	<b>2</b>
2.1 <i>TOTAL VIOLATIONS .....</i>	<i>2</i>
2.2 <i>TOTAL VIOLATIONS BY TIME OF DAY .....</i>	<i>3</i>
2.3 <i>TOTAL VIOLATIONS BY DAY OF THE WEEK.....</i>	<i>4</i>
2.4 <i>VIOLATIONS BY NEW JERSEY RESIDENTS.....</i>	<i>5</i>
2.5 <i>REPEAT VIOLATORS.....</i>	<i>6</i>



## 1. SUMMARY

---

### 1.1 PROGRAM OVERVIEW

- The State of New Jersey began using red-light safety cameras in February of 2010.
- New Jersey has (168) red-light safety cameras at (51) intersections.

#### 1.1.1 WHEN IS RED-LIGHT RUNNING HAPPENING?

- Most red-light running violations occur between the hours of 10 a.m. and 6 p.m.
- Saturday is the day of the week when most red-light running violations occur.

#### 1.1.2 WHO IS RUNNING THE RED LIGHT?

- New Jersey residents are the recipients of 90% of all violations issued since the program's start.

#### 1.1.3 PUBLIC SAFETY BENEFIT

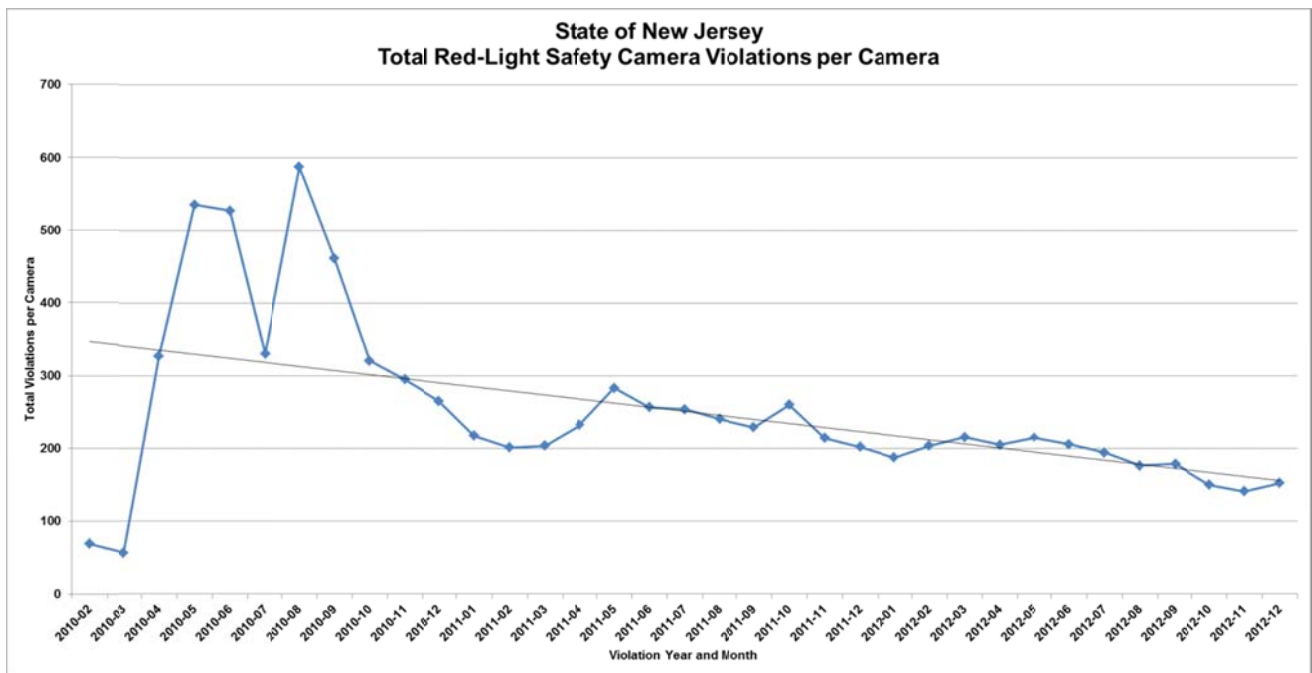
- Most red-light runners in New Jersey do not get a second ticket. The community's recidivism rate is 14%, which means 86% of all violators who receive a ticket and pay it do not get another violation. This low rate of repeat behavior, tracked from program inception through the 2012 calendar year, indicates a change in driver behavior to stop on red.



## 2. VIOLATIONS OVERVIEW

### 2.1 TOTAL VIOLATIONS

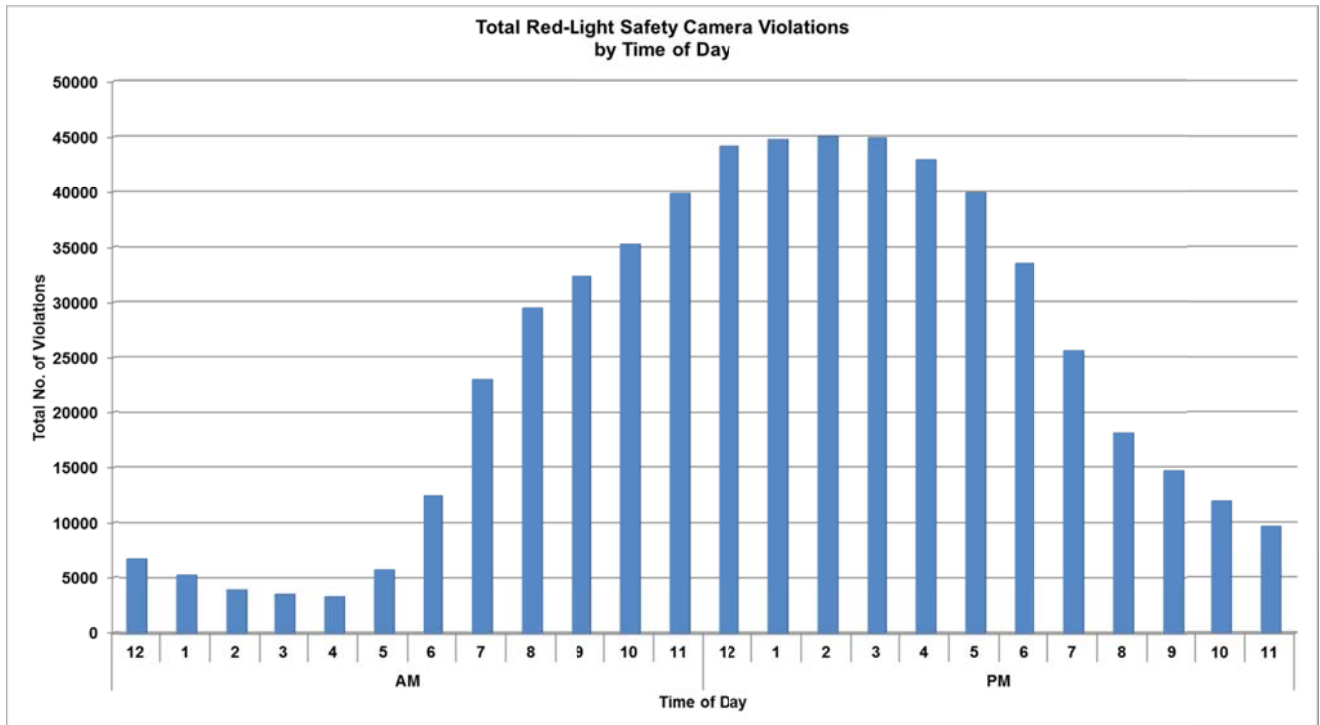
New Jersey began its red-light safety camera program in February 2010 with 3 cameras. The program has continued to expand, as of December 2012 there are 168 cameras. Since program inception, red-light running violations per camera have decreased by 44%. As violations reduce, the opportunity for dangerous red-light related crashes also drops, contributing to safer traveling throughout the city.





## 2.2 TOTAL VIOLATIONS BY TIME OF DAY

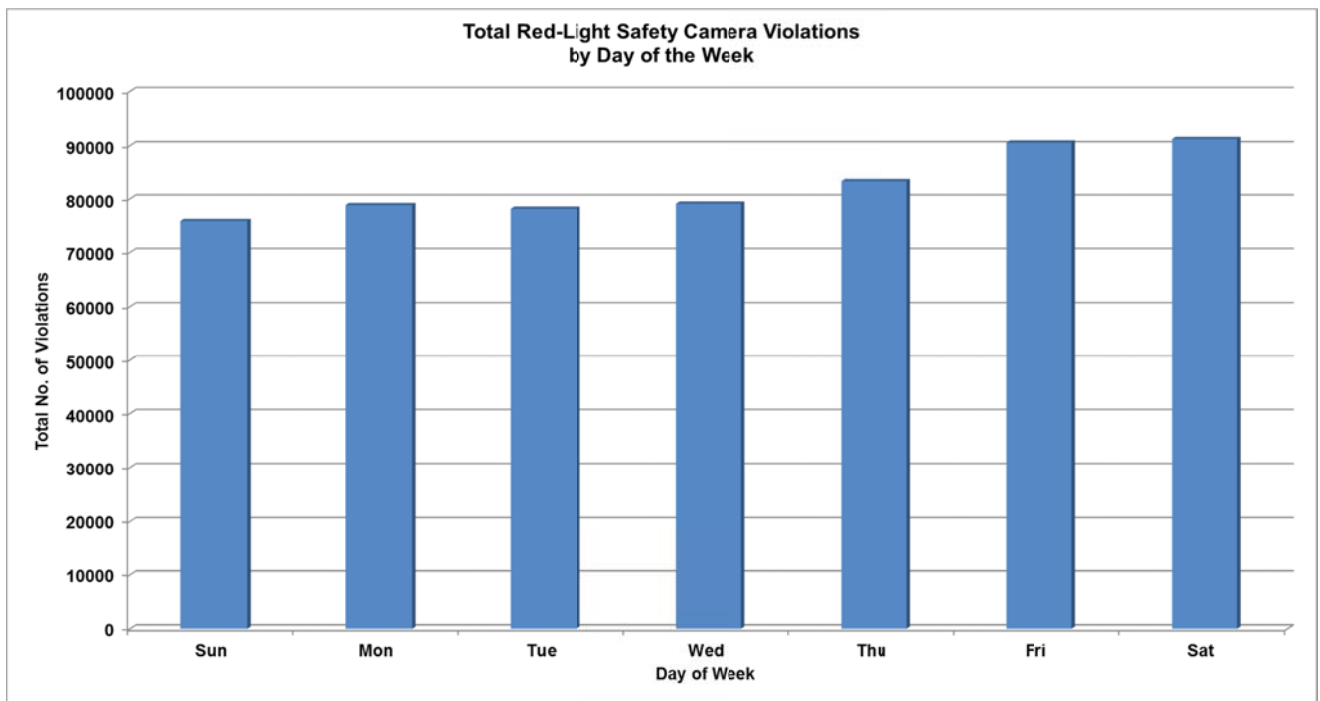
Fifty-eight percent of total violations occur between 10 a.m. and 6 p.m., making this the most dangerous time of day for red-light running.





### 2.3 TOTAL VIOLATIONS BY DAY OF THE WEEK

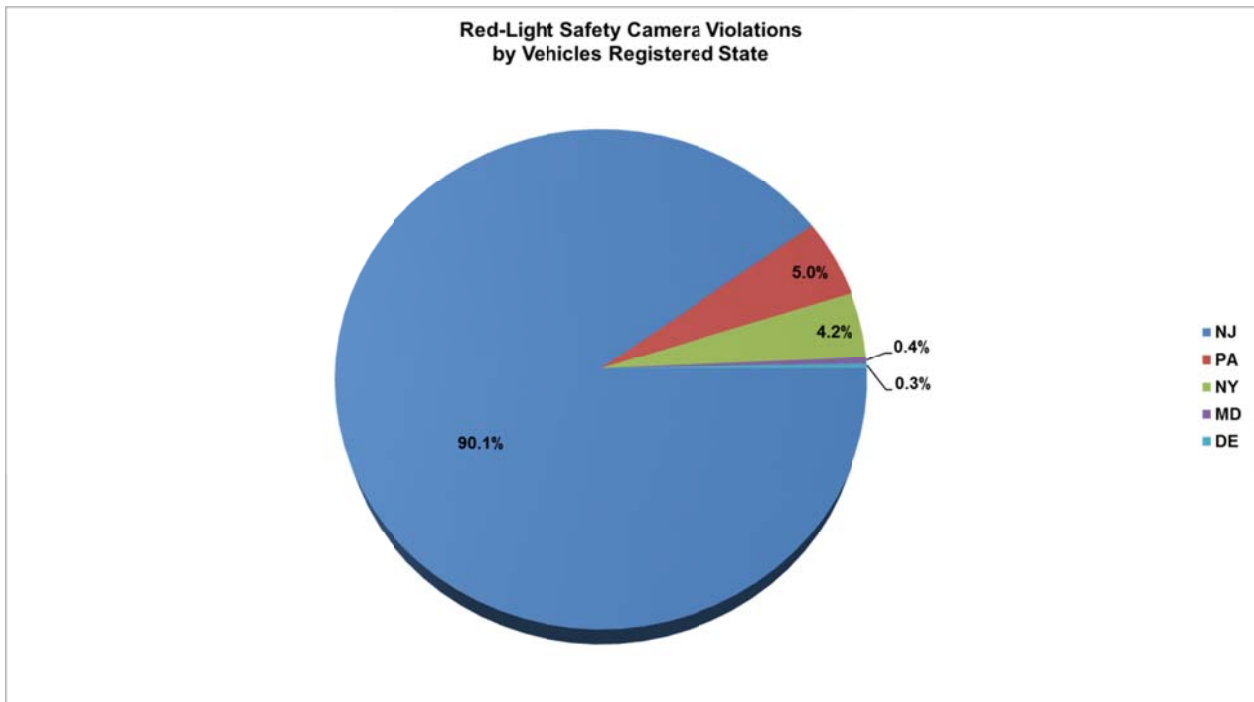
When looking at the total number of violations by day of the week, the day with the most violations is Saturday, accounting for 16% of all violations.





## 2.4 VIOLATIONS BY NEW JERSEY RESIDENTS

- New Jersey residents are the recipients of 90% of all violations issued since the program's start.





## 2.5 REPEAT VIOLATORS

Drivers are getting the message to stop on red in New Jersey. The states recidivism rate is 14%, which means 86% of all violators who receive a ticket and pay it do not get another violation. This low rate of repeat behavior, dating from program inception through the 2012 calendar year, indicates a change in driver behavior for the better.

